

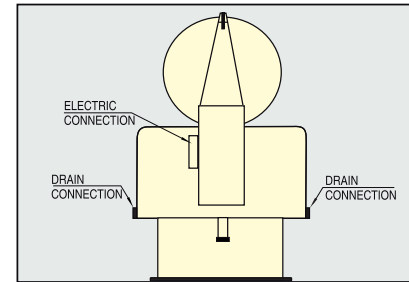
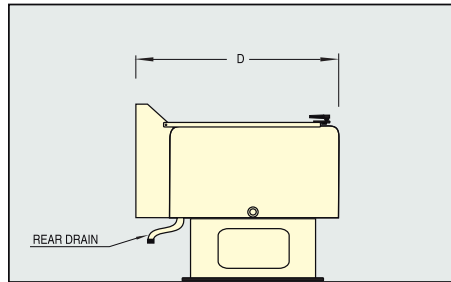
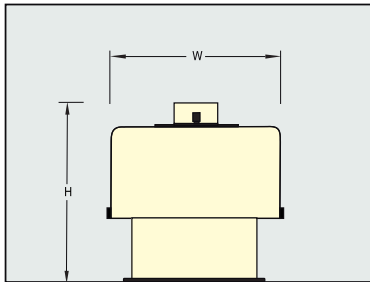
Hydro Extractor (Direct Drive)

XSONI Systems 'Hydro Extractor' is specially designed for centrifuge or garments after washing/dyeing. Special features are:

Direct drive, High speed, Self balancing, Auto DC injected brake, Auto Timed.

Stainless Steel Inner Basket & Outer Drum, Self Balancing Suspensions ensures Vibration free and Noiseless operations. The high speed of drum rotation ensures shorter time and consumes less energy.

Available in 15, 30, 50 Kg. Dry weight per charge capacity. Suitable for Garment Export Industry, Hosiery Dyeing Industry, all types of Textile Industries, Laundries of Hotels and Hospitals.



MODEL	CAPACITY DRY WEIGHT PER CHARGE	BASKET DIA X DEPTH	BASKET SPEED	MOTOR	DRAIN	DIMENSIONS (W x D x H)	NET WT.	SHIPPING WT. (APP.) SHIPPING SIZE (WxDxH) SHIPPING VOLUME
NH-15	15 KG	Ø 550 X 300	1000 RPM	3.5 HP	Ø (2.5" BSP)	900 X 1150 X 980	320 KG.	450 KG. 1100 X 1350 X 1180 1.75 M ³
NH-30	30 KG	Ø 700 X 300	1000 RPM	5 HP	75 Ø (3" BSP)	1150 X 1250 X 1120	395 KG.	520 KG. 1100 X 1350 X 1180 2.05 M ³
NH-50	50 KG	Ø 1000 X 300	750 RPM	7.5 HP	100 Ø (4" BSP)	1370 X 1580 X 1210	820 KG.	820 KG. 1100 X 1150 X 980 3.95 M ³

Note: a) All Dimensions are in MM. Standard Machines Operate on 415 ±10%, 3 Phase, 50HZ, CYS AC Electric Supply, Special Voltage on request.
 b) Machines are also made to order as per customer's requirement & specifications.

Hydro Extractor (Shocker Type – Self Balancing)

The Complete machine is suspended by heavy duty three legs on universal oscillating steel pins with heavy steel springs and gun metal bushes. This arrangement removes the vibration while the machine is running.

The perforated basket is made of stainless steel in standard size and in different gauges according to the size of the machine. It consists of top flange made of stainless steel and bottom flange of robust cast iron lined with stainless steel sheet, which is well balanced statistically and dynamically. The outer body is also made of S.S.

MODEL	CAPACITY BASIS COTTON (KG.)	BASKET SIZE X DEPTH (MM)	BASKET REVOLUTION (RPM)	CENTRIFUGEL EFFECT(%)	ELECTRIC POWER(HP)	DRAINAGE (MM)
ST-30	30	640 X 330	900	60-70	3 HP	75
ST-50	50	850 X 390	850	50-60	5 HP	75
ST-100	100	1220 X 380	750	50-60	10 HP	90
ST-200	200	1525 X 510	600	50-60	20 HP	100

Note: a) All Dimensions are in MM. Standard Machines Operate on 415 ±10%, 3 Phase, 50HZ, CYS AC Electric Supply, Special Voltage on request.
 b) Machines are also made to order as per customer's requirement & specifications.

